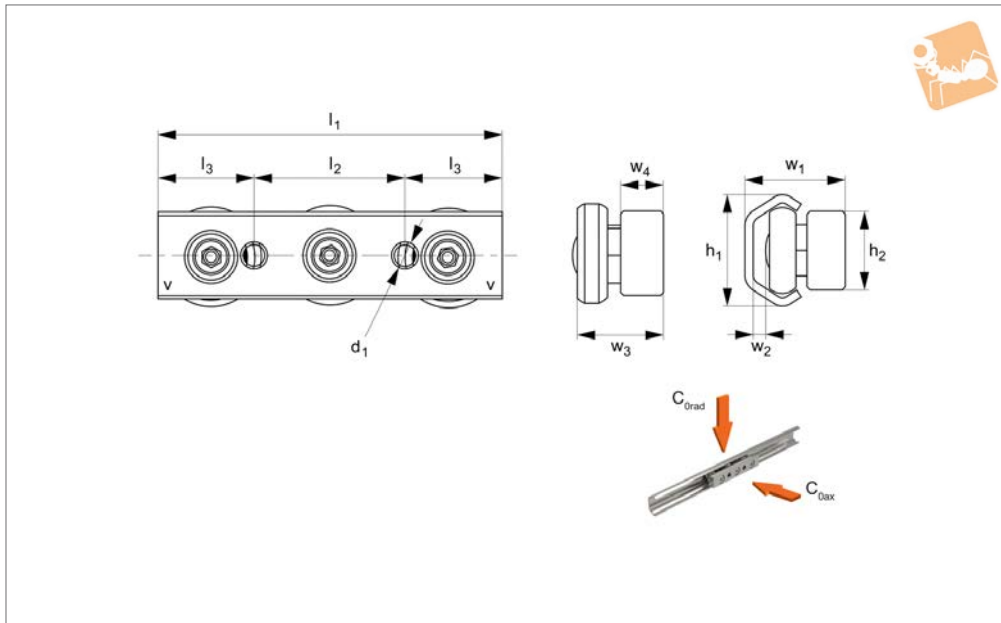




Solid Body Stainless Sliders for T rail (master)



Long Linear
Rails



L1971.SBT

LONG LINEAR RAILS

Material

Body stainless steel (316L), stainless steel (AISI 440) rollers with 2RS, water resistant rubber seals.

For size 20 sliders there are two threaded holes on the centreline. Select the size and quantity to suit the required load.

rollers. The middle roller is eccentric, allowing the preload to be easily adjusted when mounted inside the rail. Coefficient of friction (without seals) 0.01.

Technical Notes

The three sizes of sliders are suited to the relevant L1971.TEX rail size.

Tips

The „V“ marks on the slider body indicate the orientation for the loading of the fixed

Order No.	Size	d ₁	l ₁	d ₂	h ₁	h ₂	h ₃	Weight kg
L1971.20T-060	20	M5	60	-	19.2	10	-	0.04
L1971.26T-080	26	M 5	80	-	26.1	25	-	0.10
L1971.30T-080	30	M6	80	-	29.5	20	-	0.17
L1971.40T-135	40	-	135	M 6	39.5	35	23	0.45
L1971.45T-120	45	M8	120	-	46.4	25	-	0.47

Order No.	h ₄	l ₂	l ₃	l ₄	w ₁	w ₂	w ₃	w ₄	Load C _{0 rad} N max.	Load C _{0 ax} N max.
L1971.20T-060	-	20	20	-	17.8	2.6	13.0	6	300	170
L1971.26T-080	12.5	30	25.0	-	22.00	3.7	15.80	4	740	370
L1971.30T-080	-	35	22.5	-	26.5	3.3	20.7	10	800	400
L1971.40T-135	6.0	-	7.5	120	28.65	5.0	20.65	6	1470	740
L1971.45T-120	-	55	32.5	-	38.0	5.1	28.9	12	1600	860




The X rail system is a highly cost-effective product made of zinc plated steel (L1970), the stainless steel version (L1971) has a high level of corrosion resistance.

Cost-effective and corrosion resistant

The X rail is relatively inexpensive as it is based on a rolled formed, steel section. It allows for adjustments due to misalignment of the structure that it is being used on and with internal raceways is suited for robust use but is not suitable for applications having significant moment loads.

The stainless steel (316L) version uses FDA and USDA compliant materials.

LONG LINEAR RAILS



Zinc-plated version
3 sizes to allow the most cost-effective solution for light and heavy duty applications.

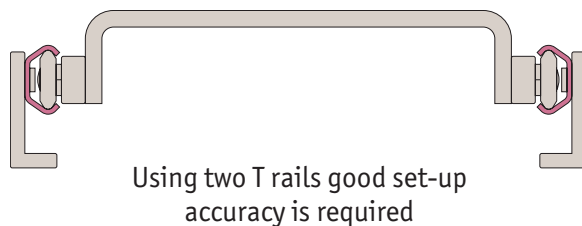
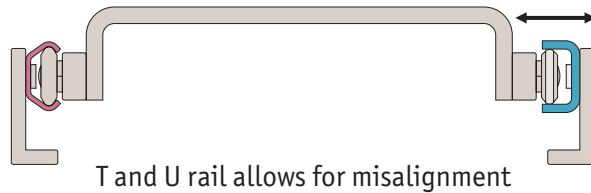
Stocked
Same day despatch for lengths of up to 3 metres.


Stainless steel version

- High grade stainless (316L).
- For wet applications.
- 2RS (splash-proof) seals.



Flexibility in set-up
X rail allows the sliders one rail to remain fixed in place but allows some lateral movement of the sliders in the other rail to adapt to any misalignment.





Specifications

- Maximum speed 1,5 m/s.
- Maximum acceleration 2 m/s².
- Maximum rail length 3120 mm.
- Three rail sizes 20, 30 and 45.
- Temperature range steel -30°C to +120°C.
- Temperature range stainless -30°C to +100°C.
- Sliders have two fixed rollers and one eccentric roller for adjustment of preload.
- Two slider body types; solid slider version and low profile slider version (T rails only).
- Joining of rails together, if required please discuss with our Technical Department.
- Not suitable for large moment loads (in this case use two or more sliders/rails to reduce moment loads).
- For applications with high moment and/or higher precision loads please use our Compact Rail System.

Applications



Safety guarding

Extending protective systems
sliding gates
automatic pick & place



Sliding doors & windows

Internal sliding doors
gates • roof lights
display cases



Medical technology

X-ray equipment
dental chairs
bed extensions



Food, drink & pharmaceuticals

Food handling conveyors
pharmaceutical factories
stainless display equipment



Transport (naval)

Sliding hatches
pull-out storage




Transport (rail)

Seat adjustment
sliding doors
battery removal units



Transport (automotive)

Ambulance sliding systems
fire fighting vehicles
sliding panels



Transport (military)

Sliding seats
protective hatches
stretcher extensions



Water & waste

Sliding protective hatches
wash down applications
water tank doors



L1970 Zinc-plated steel version



Zinc-Plated Steel

Solid body slider



L1970.CEST/U
(2Z dust proof seals)

Low profile slider

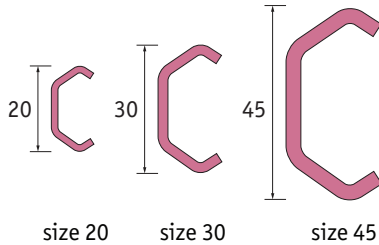


L1970.CES
(2Z dust proof seals)



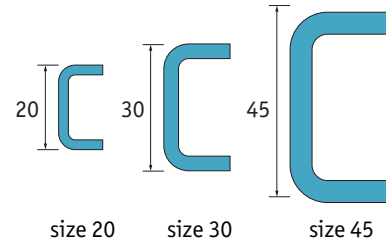
Zinc-Plated Steel

T Rail (master)



L1970.TES

U Rail (slave)



L1970.UES

L1971 Stainless Steel version



Stainless Steel

Solid body



L1971.CEXT/U
(2RS splash proof seals)

Low profile slider

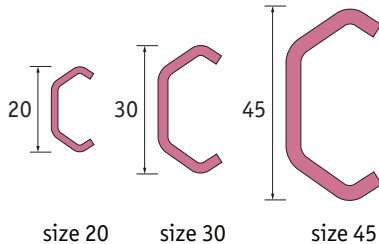


L1971.CEX
(2RS splash proof seals)



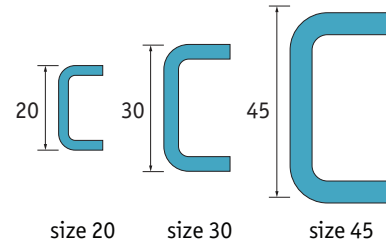
Stainless Steel

T Rail (master)




size 20 size 30 size 45

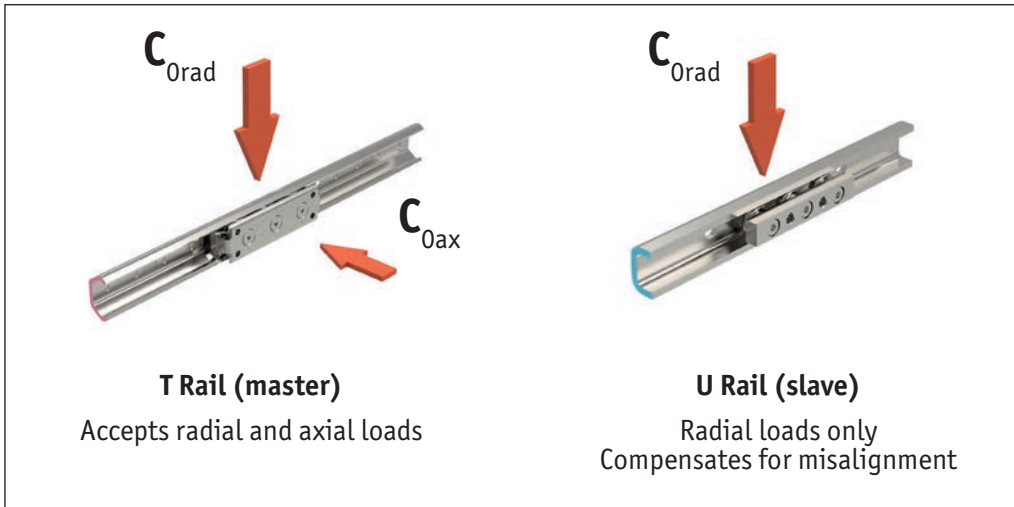
U Rail (slave)



size 20 size 30 size 45



Two rail types



Selecting the correct rail

Firstly

The decision needs to be made if zinc plated steel or stainless steel rails and sliders are required.

- The zinc plated steel version (L1970) of the product is considerably less expensive than the 316L stainless steel type (L1971).
- The rollers in the zinc plated (L1970) sliders are protected by 2Z metal bearing covers. These are not meant to be used in anything other than a dry environment.
- The L1971 stainless steel X rail system is resistant to water and many chemicals. The slider rollers have rubber 2RS roller seals – being water resistant (not to be used fully submersed).

Secondly

The size of system to be used is selected.

- There are three different rail and slider sizes: 20, 30 and 45.
- The load that is being carried and its shape needs to be considered. The X rail system is not really suited for moment loads. If moment loads exist then two or more rails/sliders should be used to offset this. Typically 2, 4 or more sliders are used and the load carried should be divided over the number of sliders bearing in mind that if using a U rail slider along with a T rail, the U rail sliders do not have any axial load capacity.
- The rails are supplied in standard lengths of 1040mm, 2080mm and 3120mm – and can easily be cut to other required lengths by Automotion (on request).

Finally

Decide whether a low profile slider or a solid body slider is required (low profile sliders are only available for T rails). The low profile (L1970.CES and L1971.CEX) sliders are less expensive than the solid body sliders.

Please note

It is very important to ensure that the correct low profile fixing screws are used with this rail (see part no. L1970.S for zinc plated steel and L1971.S for stainless steel). Using other higher profile heads may lead to contact between the underside of the slider and the top of the screws.

X Rail from Automotion Components

LONG LINEAR RAILS