



Drawer Slide - Full Extension

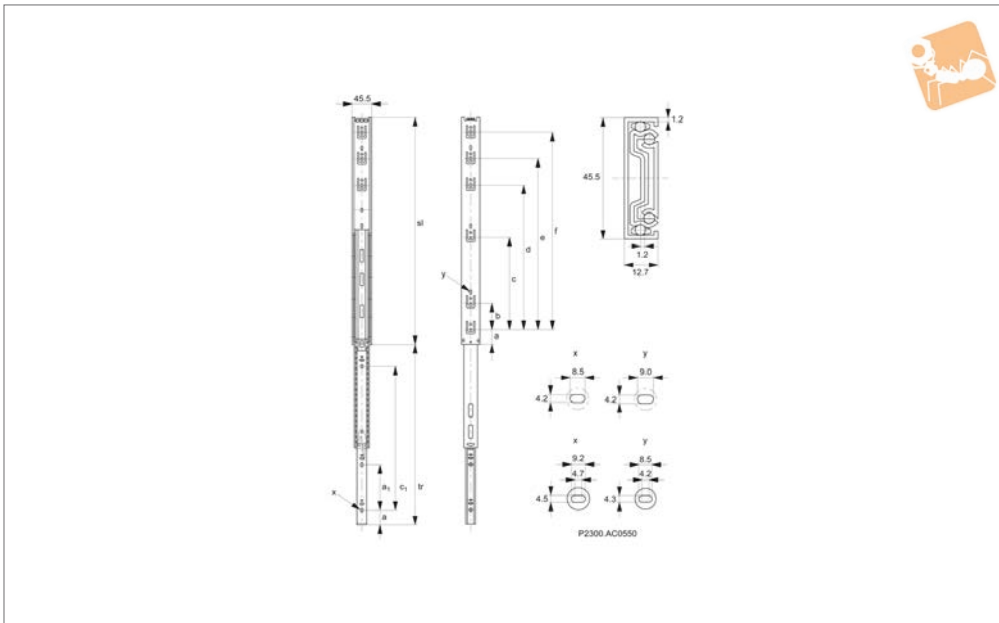
45 Kg load per pair

Telescopic Slides



L2066

TELESCOPIC SLIDES



Material

Cold rolled steel, zinc plated.

Technical Notes

Hold-in detent when slide closed. Positive stop. Rails can be disconnected via pres-

sing disconnect lever.

These slides have been tested to 60,000 usage cycles.

Important Notes

Load capacity is static load per pair, at the

centre of the rails using all mounting holes. **Sold individually as single slides.**

Order No.	Slide length sl	Slide travel tr	a	b	b ₁	c	c ₁	d	e	f	Load/pair kg max.	Weight g
L2066.AC0250	250	250	35	160	160	-	-	-	-	-	45	390
L2066.AC0300	300	300	35	64	96	224	192	-	-	-	45	470
L2066.AC0350	350	350	35	64	128	224	256	-	-	-	45	555
L2066.AC0400	400	400	35	64	128	224	320	288	-	-	45	635
L2066.AC0450	450	450	35	64	160	224	352	352	-	-	45	745
L2066.AC0500	500	500	35	64	192	224	416	352	416	-	45	795
L2066.AC0550	550	550	35	64	224	224	448	352	416	-	45	880
L2066.AC0600	600	600	35	64	224	224	512	352	480	-	45	970
L2066.AC0650	650	650	35	64	256	224	544	352	512	-	45	1050
L2066.AC0700	700	700	35	64	288	224	608	352	480	608	45	1130





Weight capacity

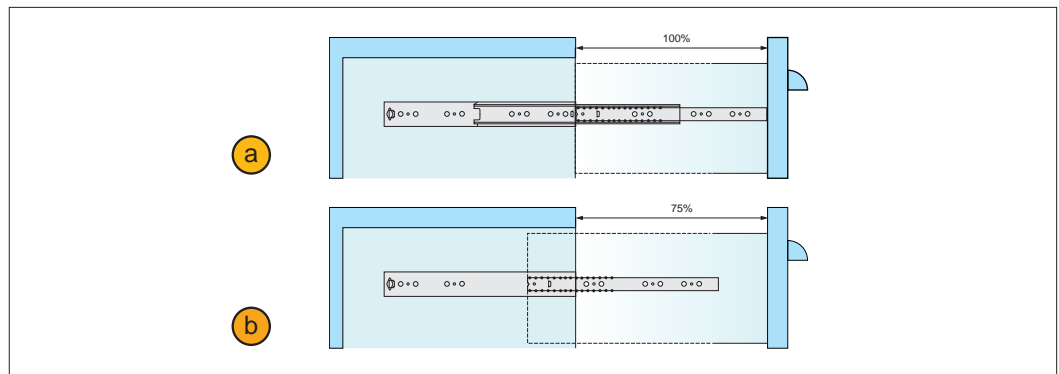
Weight capacity/pair Kg - is the static load per pair of drawer slides, measured at the centre of a pair of slides, side mounted, spaced 450mm apart, and is based on use of all fixing points on the slide.

Important Note: Flat mounting of drawer slides, as opposed to the standard side mounding of slides, is not recommended as it results in a greatly reduced load capacity equal to only 25% of the stated weight capacity.

Drawer slide terms

Slide length (sl) The longest dimension of a fully closed slide, this should not exceed the depth of cabinet in which slide is installed.

Slide travel (tr) Distance a drawer slide moves from fully closed position. (slide length + slide travel = fully extended slide length).



Full extension This type of drawer slide can be extended 100% of slide length, this is standard for most 3 piece drawer slides. **a**

3/4 extension This type of drawer slide extends to approx. 75% of the slide length, this is standard for most 2 piece drawer slides. **b**

Positive stop Drawer stops at extended/open position but does not lock or detent.

Positive lock Drawer is firmly held in extended/open position by means of a mechanical catch. Drawer is released by depressing a lever and pushing drawer inward. From the extended/open position the same slide may be disconnected by depressing the lever and pulling the drawer out.

Hold-in detent Drawer is firmly held in closed position, and released by pulling drawer open (also known as positive catch).

Lever disconnect From the extended/open position the slide may be disconnected by depressing lever and pulling drawer out.

Self-closing Toward end of drawer slide closing stroke, slide is drawn into the fully closed position.

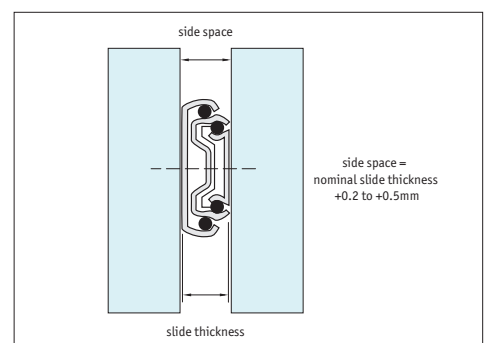
Soft self-closing Toward end of drawer slide closing stroke, slide movement is slowed and then drawn into fully closed position.

Side mounting tolerances

When mounting we recommend a side space equal to the slide thickness with an additional 0,2 to 0,5 mm for optimal positioning.

Mounting with less than 0,2 mm side tolerance can result in poor running of the drawer slide and jamming of the slide - the same is true if tolerances over 0,5mm are used.

Ensure cabinet/enclosure faces are square and parallel prior to mounting of the drawer slides.

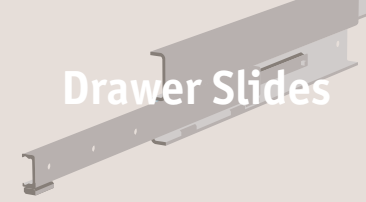




Wixroyd Drawer Slides

product selection charts

Drawer Slides



	Weight Cap/Pair Kg	Slide Length mm	Full Extension	3/4 Extension	Material Steel, Zinc Plate	Stainless Steel	Hold-in Detent	Lever Disconnect	Positive Stop	Self Closing	Soft Self Closing	Positive Lock
Full Extension - Drawer Slides												
P2000 	200	254-711	✓		✓				✓			
P2100 	80	300-700	✓		✓		✓		✓			
P2200 	60	304-711	✓		✓		✓	✓	✓			
P2300 	45	250-700	✓		✓		✓	✓	✓			
P2500 	30	250-550	✓		✓		✓	✓	✓			
P2600 	60	300-500	✓		✓				✓			
P2700 	20	200-450	✓		✓		✓	✓	✓			

	Weight Cap/Pair Kg	Slide Length mm	Full Extension	3/4 Extension	Material Steel, Zinc Plate	Stainless Steel	Hold-in Detent	Lever Disconnect	Positive Stop	Self Closing	Soft Self Closing	Positive Lock
Full Extension - Lever Disconnect Drawer Slides												
P4050 	30	250-600	✓		✓		✓	✓	✓	✓		
P4080 	30	350-700	✓		✓		✓	✓	✓		✓	
P4100 	45	300-700	✓		✓		✓	✓	✓	✓		
Full Extension - Positive Stop Drawer Slides												
P5100 	45	250-700	✓		✓		✓	✓	✓			✓
3/4 Extension Drawer Slides												
P6000 	30	250-700			✓	✓	✓	✓	✓			
Stainless Steel Drawer Slides												
P7000 	15	200-600			✓	✓			✓			
P7100 	30	200-550	✓		✓				✓			
P7200 	45	300-700	✓		✓				✓			

TELESCOPIC SLIDES

ov-WP2000-A-T-WP7200-A-T-drawer-slides-product-selection-charts-rmh- Updated -21-10-2022