

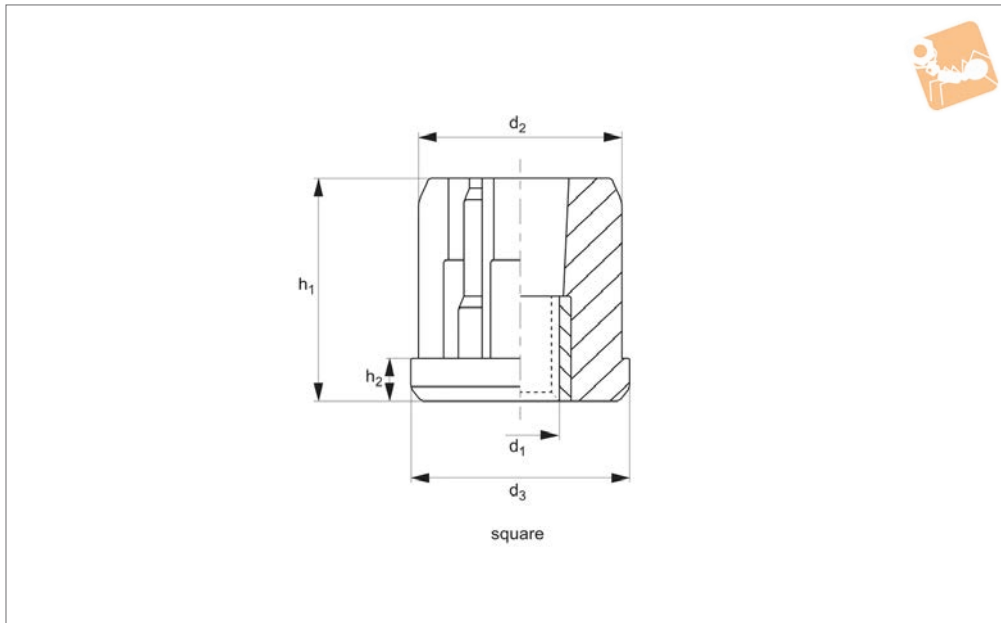


Threaded Plastic Insert - Square

with nickel plated brass bush



Levelling Feet



P2212.S

LEVELLING FEET

Material

Moulding: polyamide, reinforced with fiber glass.

Insert: nickel-plated brass.

Stainless steel inserts available on request.

Notes -

Order No.	d ₁	d ₂	d ₃	h ₁	h ₂	Static load kN max.
P2212.30-27-S10	M10	27	30x30x1,5	33	6	5.5
P2212.30-27-S12	M12	27	30x30x1,5	33	6	5.5
P2212.30-27-S14	M14	27	30x30x1,5	33	6	5.5
P2212.30-27-S16	M16	27	30x30x1,5	33	6	5.5
P2212.35-32-S10	M10	32	35x35x1,5	43	8	7.0
P2212.35-32-S12	M12	32	35x35x1,5	43	8	7.0
P2212.35-32-S14	M14	32	35x35x1,5	43	8	7.0
P2212.35-32-S16	M16	32	35x35x1,5	43	8	7.0
P2212.40-37-S12	M12	37	40x40x1,5	43	8	8.0
P2212.40-37-S14	M14	37	40x40x1,5	43	8	8.0
P2212.40-37-S16	M16	37	40x40x1,5	43	8	8.0
P2212.40-37-S20	M20	37	40x40x1,5	43	8	8.0
P2212.40-36-S10	M10	36	40x40x2,0	43	8	8.0
P2212.40-36-S12	M12	36	40x40x2,0	43	8	8.0
P2212.40-36-S14	M14	36	40x40x2,0	43	8	8.0
P2212.40-36-S16	M16	36	40x40x2,0	43	8	8.0
P2212.40-36-S20	M20	36	40x40x2,0	43	8	8.0
P2212.50-47-S12	M12	47	50x50x1,5	55	10	9.5
P2212.50-47-S14	M14	47	50x50x1,5	55	10	9.5
P2212.50-47-S16	M16	47	50x50x1,5	55	10	9.5
P2212.50-47-S20	M20	47	50x50x1,5	55	10	9.5
P2212.50-45-S14	M14	45	50x50x2,0	55	10	9.5
P2212.50-45-S20	M20	45	50x50x2,0	55	10	9.5



A Range of features to suit your application

Product selection

To ensure you select the most suitable levelling feet for your application consider the following questions:

- Tilting or fixed?
- Material required - steel, stainless or plastic?
- Load carrying capacity - light, medium or heavy duty?
(Review the quoted load capacities in the individual product tables).
- Bolt down feature required?
- Threaded or plastic insert required for mounting?
- Optional extras: hygiene seal, rubber pad, (subject to minimum quantity and selected model).


Key types



Fixed feet



Articulating levelling foot



Machine mounts



Fulcrum screw

Available features



Articulation



Standard nylon base




Anti-slip base



Bolt down base



Hygienic seal



Hex for easy installation

Materials



Steel thread - Nylon base



Stainless thread - Nylon base



Steel thread - Steel base



Stainless thread - Stainless base

Mounting inserts



Weldable insert



Hollow section insert



Hollow section bushed insert

Additional technical information



▶ For applications under greater loads and requiring increased precision of adjustment see our range of Precision Height Adjusters.

▶ For applications exposed to extreme vibrations see our range of Anti-Vibration Mounts.

